



## **Account Application Guide for Foreigners**

**Document published on 01 September 2025**

---

## Table of Contents

<b>Table of Contents</b>	<b>2</b>
<b>A. Introduction</b>	<b>3</b>
<b>B. Preparation before applying for a bank account</b>	<b>3</b>
<b>C. Steps to Apply for a Bank Account</b>	<b>5</b>

## A. Introduction

MariBank is a digital bank in Singapore, licensed by the Monetary Authority of Singapore (MAS) and wholly owned by Sea Limited. It operates exclusively through the MariBank mobile app. There is no need to visit any physical branch to open your bank account.

Work Permit Holders working in Singapore can open a savings account with MariBank by signing up using MyInfo with Singpass.

- Earn 1.28% p.a. on your savings with Mari Savings Account, with daily interest and no conditions. If you save S\$1,000, you can earn S\$12.80 in one year!
- No account fees, no local transfer fees, and no fall below fees
- Transfer via PayNow or Scan & Pay easily with the MariBank app
- S\$0 Transfer Fee when you send money back home T&Cs apply.

## B. Preparation before applying for a bank account

(1) Your FIN number

(2) Your Singapore Mobile Number

(3) Singpass account

- Register for a Singpass account:  
<https://portal.singpass.gov.sg/home/ui/register/instructions>
- Download the "Singpass" App on your phone and login to your Singpass account.

(4) Email Address

- Create an email address (if you do not have one):  
<https://signup.live.com/signup?lic=1&uaid=3614b1f4c5b248a7a2595d48d4f3fef3>

(5) Document for Proof of Address in Singapore (any one of the below documents)

## Singapore Bank Statement issued in the last 3 months (pdf)

Singapore Bank

Customer Name  
Address Line 1  
Address Line 2  
Address Line 3

STATEMENT PERIOD: 01 JUN 2025 to 30 JUN 2025

### SAVINGS - ACCOUNT SUMMARY

ACCOUNT: 012 345 678

ACCOUNT	STARTING BALANCE (\$SGD)	TOTAL OUTGOING (\$SGD)	TOTAL INCOMING (\$SGD)	ENDING BALANCE (\$SGD)
SAVINGS	9,000	500	300	8,800
				<b>TOTAL: 8,800</b>

## ICA / MOM Document issued in the last 3 months (pdf)

EMPLOYEE'S COPY

Manpower Authority

Customer Name  
Address Line 1  
Address Line 2  
Address Line 3

16 Sep 2025

**Your application is approved**

Dear Customer Name

Your application for a Work Permit has been approved in-principle. This letter is proof of this and you can:

- Start work after your Work Permit has been issued.

**Your employer must ask for your Work Permit card to be issued by 24 Nov 2025 or this approval will be withdrawn.**

Yours sincerely  
Insert Signature

Insert Name  
Controller of Work Passes

NAME OF FOREIGN WORKER  
Customer Name  
WORK PERMIT NO.  
0 12345678

What you need to do?

Check your employment details on page 2.

The steps to receive your Work Permit card must be completed by 24 Nov 2025.

## Post-paid SIM Card Telephone Bill issued in the last 3 months (pdf)

Singapore Telco

Customer Name  
Address Line 1  
Address Line 2  
Address Line 3

### My Bill Overview

Account No.  
01234567  
Bill ID  
0123456789  
Bill Date  
05 Aug 2025  
Bill Period  
01 Jul - 31 Jul 2025

Total Due (SGD)  
**74.08**

Outstanding Amount  
0.00

Current Charges  
74.08

### My Monthly Charges

Jul	74.08
Jun	74.08
May	74.08

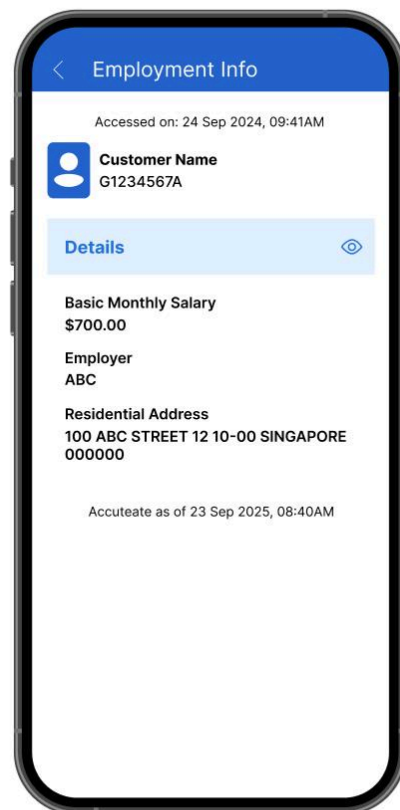
Singapore Telco  
Address Line 1  
Address Line 2  
Registration no.: 012345678A  
Tax Invoice GST Registration No.: AB-123456-7

Total Due  
**SGD74.08**

Amount to be charged to your Visa card XX-XXXX-XXXXXXX on 19 Aug 2025.

## [Only for Foreign Domestic Workers] Screenshot of the Employment Info Page in the "WorkPass" App (photo)


[How to setup your digital work pass](#)



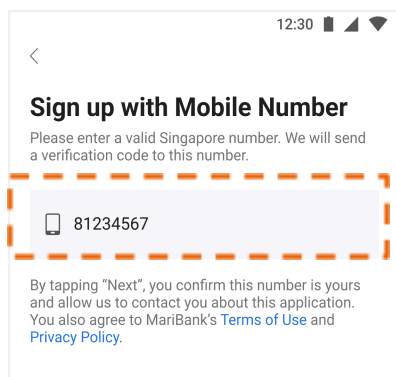
Tap "Employment Info" at the homepage to obtain the screen above.

### C. Steps to Apply for a Bank Account

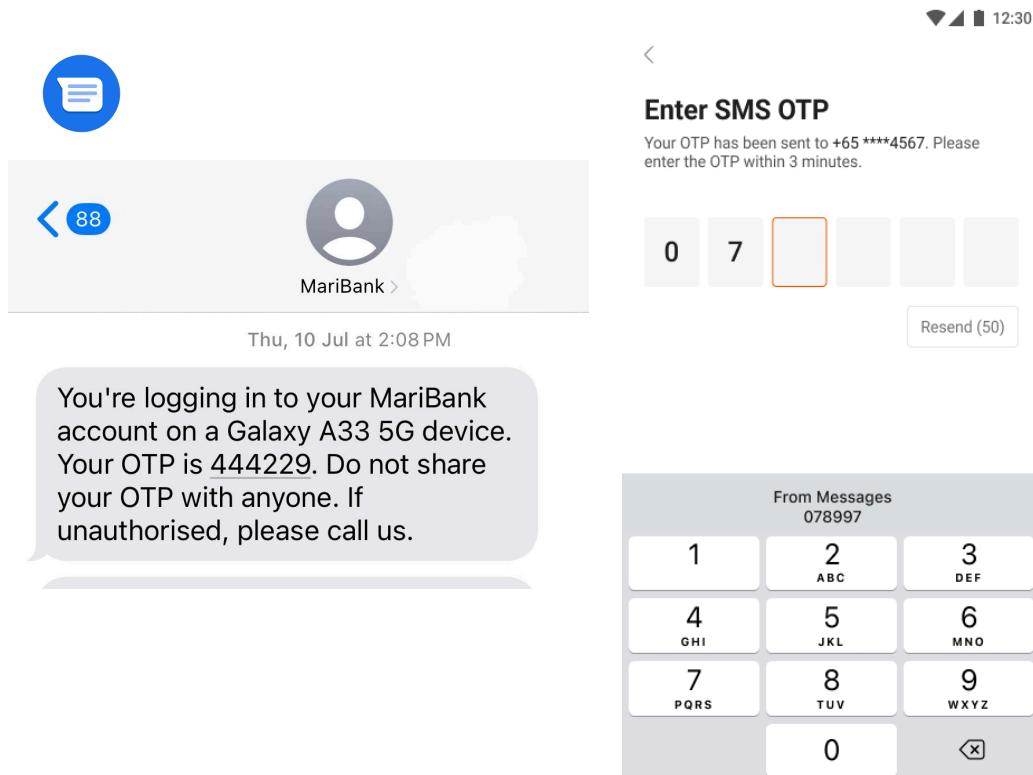
1. Download “MariBank” App on your phone & Open “MariBank” App. Click “Sign Up with Mobile Number”.



2. Type in your 8-digit Singapore Mobile Number and press “Next”.



- Enter the 6-digit OTP sent to you on “Messages” App.



12:30

<

**Enter SMS OTP**

Your OTP has been sent to +65 \*\*\*\*4567. Please enter the OTP within 3 minutes.

0 7

Resend (50)

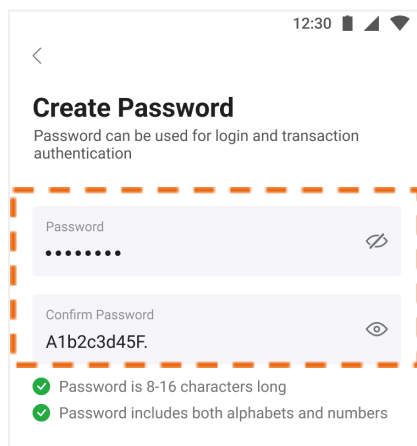
Thu, 10 Jul at 2:08 PM

You're logging in to your MariBank account on a Galaxy A33 5G device. Your OTP is 444229. Do not share your OTP with anyone. If unauthorised, please call us.

From Messages  
078997

1	2 ABC	3 DEF
4 GHI	5 JKL	6 MNO
7 PQRS	8 TUV	9 WXYZ
	0	< x

- Create your Password. It needs to be 8-16 characters long and include alphabets and numbers.



12:30

<

**Create Password**

Password can be used for login and transaction authentication

Password

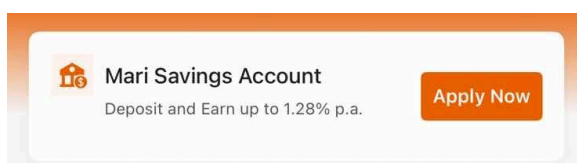
Confirm Password


A1b2c3d45F

✓ Password is 8-16 characters long

✓ Password includes both alphabets and numbers

- Click “Apply Now” for Mari Savings Account.

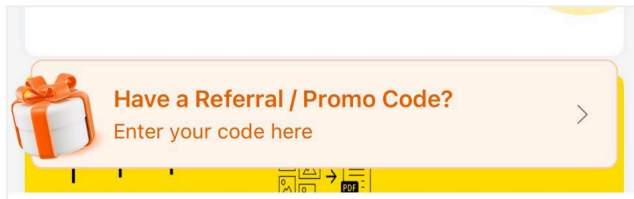


 **Mari Savings Account**

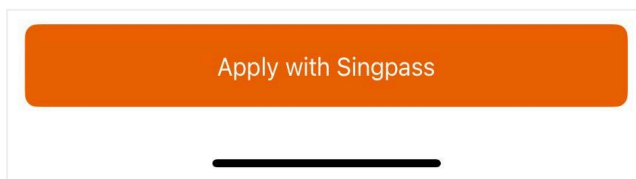
Deposit and Earn up to 1.28% p.a.

Apply Now


6. Add a Referral Code (Only if your friend gave you a code. If not, skip this step).



7. Click on "Apply with Singpass".



8. Click on the QR code to open the Singpass app on your phone.




- Review the information that Singpass will share with the bank. Click "I Agree" to proceed.

Clicking the "I Agree" button permits this digital service to retrieve your data based on the [Terms of Use](#).


- Fill in your email address and Singapore mobile number, if they are empty.

Email Address ⓘ

Please fill in your email address 

Please enter a valid email address.

Secondary Mobile Number ⓘ



- Fill in your Additional Details.

16:17 76%

staging RN 2.70.0 2.70.5732

### Additional Details

Tell us more about yourself and how you will use this account

Industry  
Logistics & Transportation >

Occupation  
Director & Senior Management >

Employer's Name  
matcha.com

Annual Income  
< 20,000 SGD >

Purpose of Account  
Savings >

Source of Funds  
Salary >

Are you a Singapore tax resident?  
Yes >

Are you a tax resident of another country including United States and its territories?  
Yes >

Country of Tax Residency  
INDONESIA >

By clicking Next, I confirm that the information is real and accurate.

Next

#### Examples of Industry and Occupation:

Industry	Occupation
Domestic Household Service	Domestic Helper
Freelance Delivery & Cleaning	Freelance Deliveryman & Cleaner
Ride-hailing	Ride-hailing Driver
Construction	Other Professionals

**Annual Income:** How much money you earn in one year

If you pay tax in your home country (e.g. Indonesia or Philippines), put "Yes".

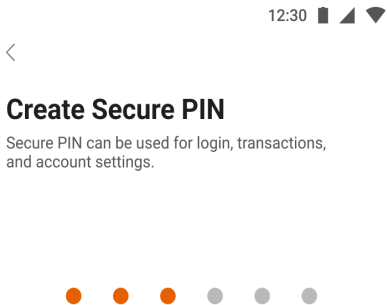


12. Read the terms and conditions then click the checkbox before clicking “Next”.

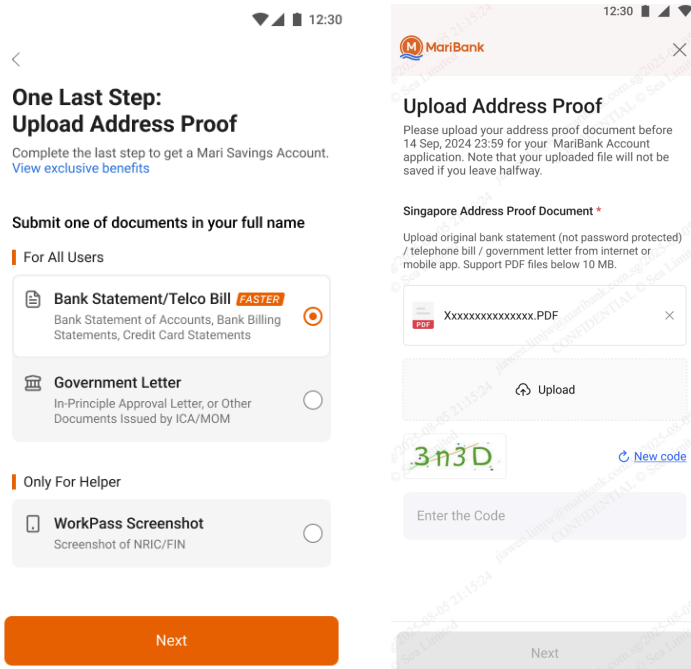
☒ I have read and consent to the above

Next

13. Set up your 6-digit secure PIN. Remember this PIN because you will need it to login to your account next time.



14. Choose the type of document you want to upload as Proof of your Singapore address.



- 
15. Application is successfully submitted. Please wait for 1-5 working days for the application to be processed. You will receive an email and a push notification to notify you on the results of your application.

**Deposit Insurance Scheme**

Singapore dollar deposits of non-bank depositors are insured by the Singapore Deposit Insurance Corporation, for up to S\$100,000 in aggregate per depositor per Scheme member by law. Foreign currency deposits, dual currency investments, structured deposits and other investment products are not insured.